



Education

수업시간 이용 가이드

<http://search.alexanderstreet.com/education>



Education 소개

- AVON의 교육 분야는 교사의 개발과 교육에 중점을 두고 있습니다. 실제 교실에서의 학생과 교사 모습, 데모, 강의, 다큐멘터리를 포함하는 콘텐츠를 통해 신입 및 기존 교사는 필요한 모든 학년의 학생을 가르치고 이해하며 소통할 수 있습니다.
- Fields of Interest
Advanced Education, Curriculum, Diversity in Education, Educational Psychology, Elementary and Early Education, Gifted and Talented Education, School Administration, School Safety, Secondary Education, Special Education, Teacher Training, Teaching Methods, Technology in Education



Education 소개

- Educational Topics

Behavior, Classroom Management, Community and Family Issues
Content Areas: English, Mathematics, Sciences, Social Sciences,
Technology, Curriculum, Diversity, Educational Resources,
Foreign Language, Leadership, Learning Styles, Literacy,
Professional Development, Reading, Student Assessment,
Teacher Collaboration, Teaching Methods, Writing

- Content Types

Animation, Biography, Conference materials, Documentary,
Dramatized scene, Instructional material, Interview, Performance,
Lecture/presentation, News story, Panel discussion, Personal
narrative, Teaching strategy, Workshop



Education 접속

①

MENU

②



MY COLLECTIONS ▾

DISCIPLINES ▲

TITLES

PUBLISHERS

PLAYLISTS

CLIPS

🔍 Search all content

Advanced Search

My Video

Art & Design

Diversity

Health Sciences

History

Literature & Language

Music & Performing Arts

Personal Interest

Psychology & Counseling

Science & Engineering

② Social Sciences

Anthropology

Business & Economics

Criminal Justice & Public Safety

② Education

Environmental Studies

Human Rights Studies

Media Studies

Politics & Current Affairs

Psychology

Religion & Thought

Social Theory

Social Work

① 왼쪽 상단 MENU 클릭

② Disciplines 탭 선택하여 Social Science 중 Education 클릭



개인계정 접속

1. Education 접속 후 개인계정 접속하기 (화면 우측 상단)



③ User account

Username *

Password *


Log in


- ① 첫 페이지 오른쪽 상단의 사람모양 아이콘 클릭
- ② “Create new account” 에서 개인계정 만들기 (username & password 생성)
- ③ 만든 username과 password 입력 후 로그인





검색



2. 강의 내용과 관련된 비디오 찾기 (간단/상세/목차 검색 이용)

 SEARCH ALL CONTENT

 ALEXANDER STREET
a ProQuest Company


 | 

VIDEOS 5,359 HOURS 1,816 SEGMENTS 145

Education

Education at Alexander Street includes primary-source footage of students and teachers in actual classrooms. Watch how new and experienced teachers develop their abilities to teach, mentor, understand, and communicate with students of all levels of need.

 [Advanced Search](#)

Search: 검색어 입력 후 실행하는 단순검색

Advanced Search: 상세 검색

Browsing: 목차검색




All Fields of Interest People Educational Topics Publishers Content Types


Browse all Educational Topics or click on individual links from the list below.

> Behavior (416)	> Content Areas: Technology (300)	> Literacy (217)
> Classroom Management (339)	> Curriculum (394)	> Professional Development (438)
> Community and Family Issues (322)	> Diversity (208)	> Reading (207)
> Content Areas: English... (213)	> Educational Resources (265)	> Student Assessment (340)
> Content Areas: Mathematics (458)	> Foreign Language (188)	> Teacher Collaboration (269)
> Content Areas: Sciences (500)	> Leadership (510)	> Teaching Methods (1304)
> Content Areas: Social ... (274)	> Learning Styles (218)	> Writing (190)

Collections

▲ Editor's Selections







상세검색

Advanced Search: Social Sciences / Education

Your search criteria match **5,360 items**

SEARCH

Clear

Words Anywhere

Fulltext / Transcripts

Title and Series

Educator / Educational Ex...

Educational Topic

Person Discussed

Grade Level

☒ Middle ☒ Pres
☒ Post Secondary ☒ Prim

Publisher

Collection [Show all collections ▼](#)

Specialized Area of Interest

☒ [Select all](#)

☒ Advanced Education ☒ Elementary and Early
☒ Curriculum ☒ Gifted and Talented E
☒ Diversity in Education ☒ School Administration
☒ Educational Psychology ☒ School Safety

Advanced Search (상세 검색) : 각
검색어 필드에 해당 키워드 넣어 검색

Words Anywhere: 모든 텍스트 검색
Fulltext / Transcript : 비디오와 함께
제공되는 트랜스크립트 검색

Title and Series : 비디오 제목이나
시리즈로 제작된 비디오 검색

Educator/Educational Expert : 교육학자
이름

Person Discussed : 언급된 인물

Grade Level : 해당 학년

Publisher : 제작사

Specialized Area of Interest : 관심 분야



검색결과보기

3. 검색 결과로 찾은 자료 살펴보기

- 비디오 마다 제공되는 See details나 간단한 소개 자료 미리 읽어보기

SEARCH RESULTS

Include sample content ☐

EDUCATION

Education (15)

- Teaching Methods (9)
- Secondary Education (4)
- Technology in Education (3)

[+ More](#)

REFINE YOUR SEARCH

EDUCATOR / EDUCATIONAL EXPERT

- Brookhart, Susan M., fl. 1989 (3)
- Fisher, Douglas B., 1905- (3)
- Jones, Dr. Frederic H. (2)

[+ More](#)

GRADE LEVEL

EDUCATIONAL TOPIC

PUBLISHER

DATE PUBLISHED / RELEASED

Education » Search: "secondary classroom"

0 items selected

Searching: "**secondary classroom**" 15 results


Search within these results

Q


Title / Album

Relevance


☒ within these results ☐ all of Education



See details




See details



See details

REGISTRATION! REGISTRATION!

 produced by Big Heart Media, in Lesson Refreshers - With Dan and Nathan, 1 (Teachers TV/UK Department of Education, 2010), 5 mins

[Cite](#) [Email](#) [Playlist](#) [Share](#) [Embed/Link](#) [Send to mobile](#)

Description

Drama teachers Dan Edwards and Nathan Human share some simple but effective creative techniques for the primary and *secondary classroom*. In this video Dan and Nathan introduce a simple idea to make registration classes more useful and engaging for students. Rather than just saying yes to their names, students answer a question related to the work they are doing. They dramatise these ideas in an appealing but informative way as a comedy... [Show more](#)

Field of Study

Education

Content Type

Instructional material

Contributor

Big Heart Media

Date Published / Released

2010

Publisher

Teachers TV/UK Department of Education

Series

Lesson Refreshers - With Dan and Nathan

Topic / Theme

Teacher Collaboration, Leadership, Primary, Secondary, Education

Copyright Message

© Crown Copyright 2011

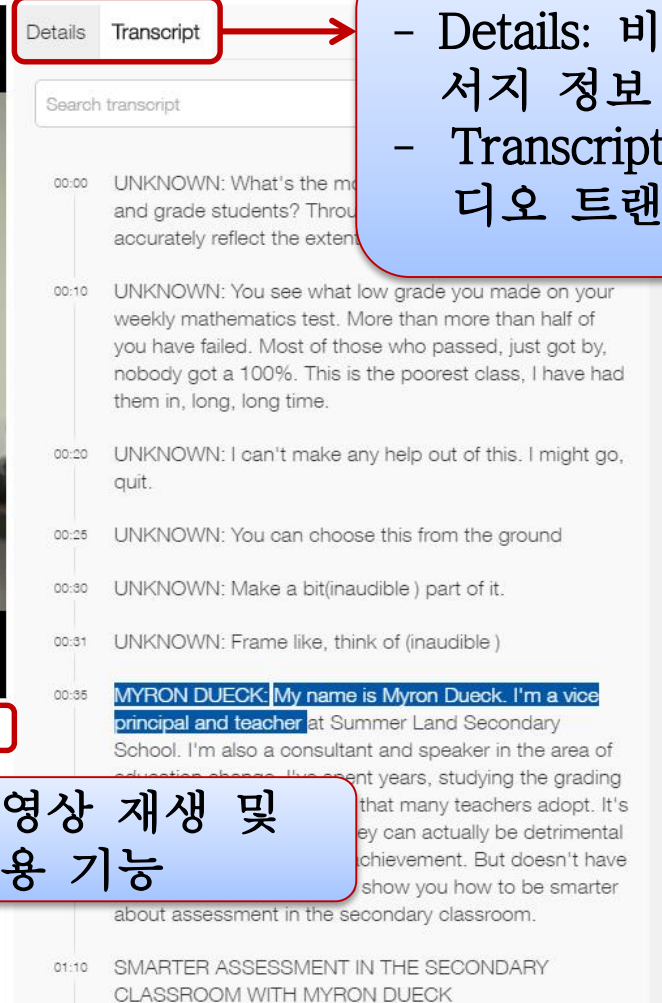
Find out about the benefits of using animation in *secondary classrooms*, along with useful tips and resources, in this pedagogical ICT resource for those less confident with technology. The video looks at how animation can encourage in-depth analysis, the equipment needed to create an animation, and how to add...

[+](#) [E](#) [S](#)



비디오 화면

4. 비디오 선정 후 재생하여 보기



- Details: 비디오 간략 서지 정보
- Transcript: 해당 비디오 트랜스크립트

동영상 재생 및
이용 기능





트랜스크립트

Details Transcript

activity → 현재 비디오 내에서 검색

Result 1 of 5

done about five years ago is a change from that lecture format, uh... inside the classroom, where sometimes I'm lecturing about these concepts for 45 to 50 minutes. I've taken that out and I put it outside the timetable and kind of condensed it to about an eight to ten minute video. The first bit of digestion happens in the mouth. So this is where starch, gets broken down into maltos. So it doesn't get broken down into a... Obviously, we're that doing that the flip model, where we watch the videos outside of class that way we don't have to take up all the time with the disseminating of the content, we can take that information put it out and that video that takes eight ten minutes, twenty minutes after everything's written down and all said and done and now we can do activities like this, uh... in class rather than just me going back and forth.

28:25 MYRON DUECK: Hang on a second. What you mean by outside the timetable?

28:30 SCOTT HARNKNESS

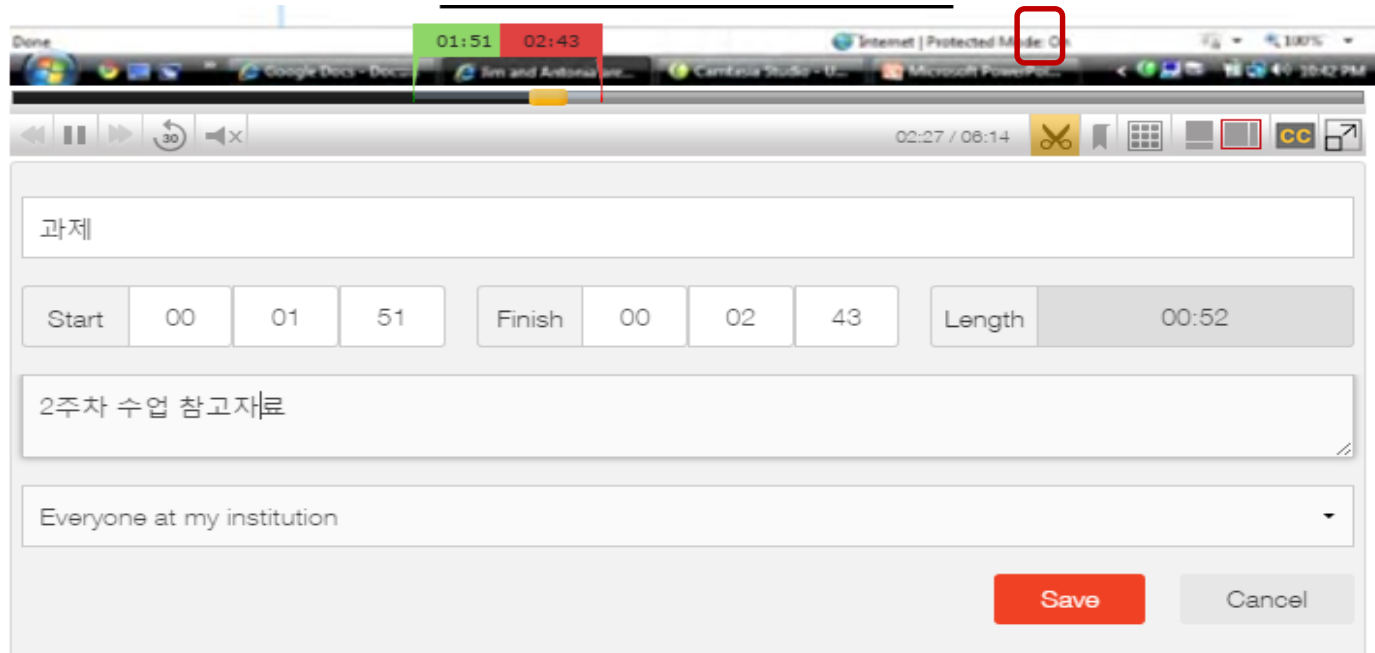
- (1) 트랜스크립트에서
검색하여 원하는 부분만
찾아보기
- 원하는 부분
(트랜스크립트) 클릭
시 비디오 함께 이동

비디오와 함께 연동되어 나오는 소리
그대로 트랜스크립트로 확인 가능



클립핑 - 화면 잘라내기

5. 강의와 관련된 부분만을 잘라내어 (clipping 기능 이용)
저장하기 (저장과 동시에 transcript 옆에 clip 탭 자동 생성)
- 잘라낸 비디오 (링크 자동생성) 링크 복사하여 본인 자료에
붙여넣기 후 이용하거나 Eudcation 페이지에서 직접 이용



Clipping: 화면 하단의 아이콘 중 가위모양 클릭하면 비디오 중에서
본인이 원하는 분량만큼 잘라내어 저장하기 (개인계정 필요)



클립핑 - 잘라낸 화면 보기

Details Transcript Clips

클립 만든 후 Details / Transcript 옆에 Clips 탭 생성

Clips



과제



Notes: 2주차 수업 참고자료

(Duration: 00:52)

생성된 클립마다 링크
부여

Permalink to / Embed code for "과제"

Permanent link to "과제"

Copy and paste the link below to create a link to this page on another website:

<https://search.alexanderstreet.com/view/work/3292034/clip/138279>


Embed code for "과제"

Copy and paste the following code to embed this player in your website:

```
<iframe src="https://search.alexanderstreet.com/embed/token/0dadoc9j70p3ee8"
frameborder="0" width="470" height="390" allowfullscreen></iframe>
```



기능설명



- ① 북마크: 동영상 시청한 부분까지 표시
- ② TOC: 썸네일. 짧은 시간 단위로 구성된 화면 중 원하는 부분으로 바로 가기 선택
- ③ 화면구성: 화면 왼편, 위, 전체 보기 가능
- ④ CC: 자막 스크린에 띄우기
- ⑤ 전체 화면으로 키우기



기능설명

①

②

③

④

Cite Email Share Playlist

</> Embed/Link

+ Select item

Send to mobile

OPTIONS

FORMAT LIST FOR CITATION

- ☒ Brief
- ☐ APA
- ☐ Chicago B
- ☐ MLA6
- ☐ MLA7

Styles powered by EasyBib

EMAIL LIST

PRINT LIST

EXPORT LIST

SAVE LIST

SHARE LIST

PLAYLIST

① Cite

- Format list for citation: 원하는 형태로 인용 자료 보기
- Email list: 인용문 이메일 보내기
- Print list: 인용문 출력하기
- Export list: 인용문 기관에서 이용하고 있는 형태로 보내기
- Save list: 인용문 저장하기
- Share List: SNS 이용하여 링크 보내서 다른 이용자와 내용 공유
- Add to playlist: 개인계정에 저장하기

② 다른 웹사이트에 붙일 수 있는 링크 보기

③ Select Item: 선택한 동영상 선택하여 임시 저장하기

④ Send to Mobile: 버튼을 클릭하면 볼 수 있는 QR 코드나 링크를 이용하여 스마트폰이나 태블릿 PC에서 동영상 보기



스마트기기 이용한 자료보기

BBC Worldwide

Send to a mobile device

To send a link to your mobile device, use one of the available options:

1 To send this to your device via email or SMS, enter addresses or phone numbers below:

Note: For numbers outside of the United States, please begin with + (country code)

[Add Field](#)

+82 101234567


+82 107896541

Send

2 Enter this short link directly into your device's web browser:

<http://asp.to/qhgh>

3 Scan this QR Code with a compatible device:



[What's This?](#)

28:18 / 44:25

Exposed

presented by Nancy Durham; produced by Guy Smith, British Broadcasting Corporation (BBC), in Correspondent (London, England: British Broadcasting Corporation (BBC), 2013), 44 mins

[Cite](#) [Email](#) [Share](#) [Playlist](#) [Embed/Link](#) [Select item](#) [Send to mobile](#)

- ① “Send to mobile” 클릭
- ② 옵션 선택 (3가지 방법 중 선택)
 - 본인의 전화번호 입력 (국가번호+전화번호)
 - URL 접속
 - QR 코드 스캔

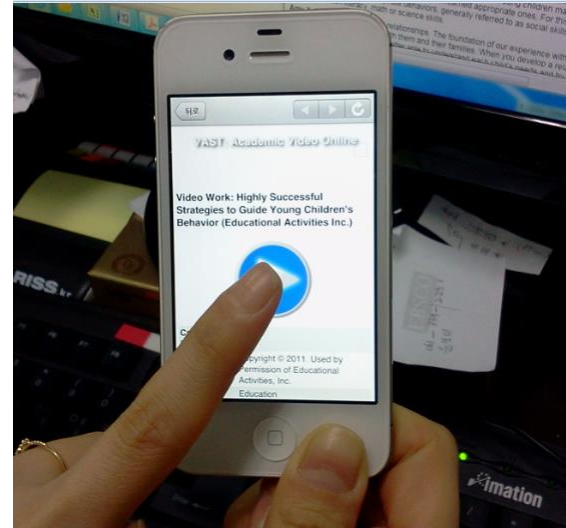


스마트기기 이용한 자료보기

①



②



- ① 스마트 기기로 QR 코드 스캔
- ② 선택한 작품이 스마트 기기에 디스플레이 되면 재생 버튼 클릭
- ③ 동영상 감상

③





감사합니다.